



Sr. No.	Description	Unit	Rate (Rs.)		Ref. Tech. Specs.
			Labour	Composite	
30-1	Light circuit concealed/open wiring with length upto 75 ft. (25m) from distribution board to point/switch with 3x2.5 Sq.mm PVC insulated single core copper conductor cables for offices/multi storeyed buildings.				30.2 30.3
	a) Concealed wiring with 3/4" (20 mm) dia. PVC conduit and accessories such as bends, elbows, junction boxes etc.	Point	440.00	5,148.60	
	b) Open batten wiring with wooden batten and accessories such as clamps, nails, junction boxes etc.	Point	440.00	5,596.25	
	c) Open pipe wiring with 3/4" (20 mm) dia. PVC conduit and accessories such as bends, elbows, junction boxes etc.	Point	770.00	5,478.60	
30-2	Light circuit concealed/open wiring with length upto 65 ft. (20m) from distribution board to point/switch with 3x2.5 Sq.mm PVC insulated single core copper conductor cables for offices/multi storeyed buildings.				30.2 30.3
	a) Concealed wiring with 3/4" (20 mm) dia. PVC conduit and accessories such as bends, elbows, junction boxes etc.	Point	352.00	4,118.90	
	b) Open batten wiring with wooden batten and accessories such as clamps, nails, junction boxes etc.	Point	352.00	4,477.00	
	c) Open pipe wiring with 3/4" (20 mm) dia. PVC conduit and accessories such as bends, elbows, junction boxes etc.	Point	616.00	4,382.90	
30-3	Concealed/open wiring from point to switch with length upto 30 ft. (10m) including any switch to switch wiring with 3x1.5 Sq.mm PVC insulated single core copper conductor cables,				30.2 30.3
	a) Concealed wiring with 3/4" (20 mm) dia. PVC conduit and accessories such as bends, elbows, junction boxes etc.	Point	660.00	2,030.55	
	b) Open batten wiring with wooden batten and accessories such as clamps, nails, junction boxes etc.	Point	660.00	2,021.25	
	c) Open pipe wiring with 3/4" (20 mm) dia. PVC conduit and accessories such as bends, elbows, junction boxes etc.	Point	715.00	1,610.95	
30-4	Concealed/open wiring from point to point with length upto 10 ft. (3m) with 3x1.5 Sq.mm PVC insulated single core copper conductor cables				30.2 30.3
	a) Concealed wiring with 3/4" (20 mm) dia. PVC conduit and accessories such as bends, elbows, junction boxes etc.	Point	198.00	609.15	




Sr. No.	Description	Unit	Rate (Rs.)		Ref. Tech. Specs.
			Labour	Composite	
30-5	b) Open batten wiring with wooden batten and accessories such as clamps, nails, junction boxes etc.	Point	198.00	198.00	30.2 30.3
	c) Open pipe wiring with 3/4" (20 mm) dia. PVC conduit and accessories such as bends, elbows, junction boxes etc.	Point	214.50	483.30	
	d) Open pipe wiring with M.S. conduit and accessories such as bends, elbows, junction boxes etc.	Point	214.50	1,528.30	
	Description same as item 30- 3 but wiring for two-way light points such that one light point is controlled by two numbers two-way switches and length from switches to point is upto 30 ft. (10 m).				
30-6	a) Concealed wiring with 3/4" (20 mm) dia. PVC conduit and accessories such as bends, elbows, junction boxes etc.	Point	880.00	2,650.20	30.2 30.3
	b) Open batten wiring with wooden batten and accessories such as clamps, nails, junction boxes etc.	Point	880.00	4,438.75	
	c) Open pipe wiring with 3/4" (20 mm) dia. PVC conduit and accessories such as bends, elbows, junction boxes etc.	Point	880.00	4,534.65	
	d) Open pipe wiring with M.S. conduit and accessories such as bends, elbows, junction boxes etc.	Point	880.00	9,882.50	
	Concealed/open wiring for two way light points such that two light points are controlled by 2 numbers two way switches and length from switches to point is upto 40 ft. (12.5 m) with 3x1.5Sq.mm PVC insulated single core copper conductor cables				
	a) Concealed wiring with 3/4" (20 mm) dia. PVC conduit and accessories such as bends, elbows, junction boxes etc.	Point	990.00	3,598.55	
	b) Open batten wiring with wooden batten and accessories such as clamps, nails, junction boxes etc.	Point	990.00	5,422.20	
30-7	c) Open pipe wiring with 3/4" (20 mm) dia. PVC conduit and accessories such as bends, elbows, junction boxes etc.	Point	990.00	5,542.05	30.2 30.3
	d) Open pipe wiring with M.S. conduit and accessories such as bends, elbows, junction boxes etc.	Point	990.00	12,226.90	
	Concealed/open wiring for two way light points such that three light points are controlled by 2 numbers two way switches and length from switches to point is upto 50 ft. (15m) with 3x1.5 Sq.mm PVC insulated single core copper conductor cables				
	a) Concealed wiring with 3/4" (20 mm) dia. PVC conduit and accessories such as bends, elbows, junction boxes etc.	Point	1,210.00	4,337.80	
	b) Open batten wiring with wooden batten and accessories such as clamps, nails, junction boxes etc.	Point	1,210.00	6,320.65	
	c) Open pipe wiring with 3/4" (20 mm) dia. PVC conduit and accessories such as bends, elbows, junction boxes etc.	Point	1,210.00	6,464.45	




Sr. No.	Description	Unit	Rate (Rs.)		Ref. Tech. Specs.
			Labour	Composite	
30-8	d) Open pipe wiring with M.S. conduit and accessories such as bends, elbows, junction boxes etc.	Point	1,210.00	14,486.25	30.2 30.3
	Concealed/open wiring for 5 Amp. Socket outlets from nearest available circuit with a length upto 20 ft. (6m) with 3x1.5 Sq.mm PVC insulated single core copper conductor cables				
	a) Concealed wiring with 3/4" (20 mm) dia. PVC conduit and accessories such as bends, elbows, junction boxes etc.	Point	550.00	1,572.80	
	b) Open batten wiring with wooden batten and accessories such as clamps, nails, junction boxes etc.	Point	550.00	2,412.25	
30-9	c) Open pipe wiring with 3/4" (20 mm) dia. PVC conduit and accessories such as bends, elbows, junction boxes etc.	Point	550.00	2,469.80	30.2 30.3
	d) Open pipe wiring with M.S. conduit and accessories such as bends, elbows, junction boxes etc.	Point	550.00	5,678.50	
	Wiring of 5 Amps. socket outlet with 4 sq.mm PVC insulated single core copper conductor cable including 3/4" (20mm) dia. PVC conduit, 8.7sq.mm (10SWG) copper wire as earth continuity conductor and wiring accessories such as bends, elbows, junction boxes etc.	R.M. R.ft.	35.20 10.75	364.70 111.15	
30-10	Description same as in Item 30- 9 but with 2.5 sq.mm PVC insulated single core copper conductor cable.	R.M.	35.20	261.20	30.2 30.3
		R.ft.	10.75	79.60	
30-11	Supply and install 1-gang, 5 Amp, 250 Volt,. plate type moulded switch including appropriate size plastic box to be fixed recessed in wall.	No.	55.00	529.40	30.2 30.3
30-12	Description same as in Item 30-11 but with 2 gang switch.	No.	73.35	740.20	30.2 30.3
30-13	Description same as in Item 30-11 but with 3 gang switch.	No.	91.65	868.55	30.2 30.3
30-14	Description same as in Item 30-11 but with 4 gang switch.	No.	110.00	1,002.40	30.2 30.3
30-15	Supply and installation of 5 Amp. 250 Volt, moulded, two-way single pole, flush mounting type light control single switch including appropriate size plastic box to be fixed recessed in wall.	No.	91.65	1,124.30	30.2 30.3
30-16	Supply and install 5 Amp, 250 Volt moulded, one-way, single pole, flush mounting piano type light control switch on appropriate size plastic box to be fixed recessed in wall alongwith switch box and plate suitable for single switch on a common board.	No.	220.00	419.40	30.2 30.3
30-17	Supply and install 5 Amp, 250 Volt moulded, one-way, single pole, flush mounting piano type light control switch alongwith fan dimmers on appropriate size plastic box to be fixed recessed in wall alongwith switch box and plate suitable for upto 3 switches on a common board.	No.	440.00	689.75	30.2 30.3




Sr. No.	Description	Unit	Rate (Rs.)		Ref. Tech. Specs.
			Labour	Composite	
30-18	Description same as in item 30-17 but upto 4 to 6 switches on a common board.	No.	330.00	627.00	
30-19	Supply and install combined 2/3 pin 5 Amps, 250 Volt switch socket unit including plastic box to be fixed recessed in wall.	No.	110.00	961.50	30.2 30.3
30-20	Description same as in item 30-19 but 3 pin 15 Amps. switch socket unit.	No.	110.00	1,072.00	30.2 30.3
30-21	Supply and installation of 3/4" (20 mm) dia PVC concealed conduit including all accessories such as bends, elbows etc.	R.M. R.ft.	26.40 8.05	63.75 19.45	30.2 30.3
30-22	Description same as in item 30-21 except 1" (25mm) dia PVC conduit.	R.M. R.ft.	26.40 8.05	80.65 24.60	30.2 30.3
30-23	Description same as in item 30-21 except 1.25" (30mm) dia PVC conduit.	R.M. R.ft.	30.80 9.40	101.95 31.05	30.2 30.3
30-24	Description same as in item 30-21 except 1.5" (40mm) dia PVC conduit.	R.M. R.ft.	30.80 9.40	131.95 40.20	30.2 30.3
30-25	Description same as in item 30-21 except 2" (50mm) dia PVC conduit.	R.M. R.ft.	44.00 13.40	178.95 54.55	30.2 30.3
30-26	Supply and install 1.25" (30mm) dia G.I. pipe medium duty underground upto 36" (900mm) below finished surface for electric/communication service to the entrance to buildings.	R.M. R.ft.	167.25 51.00	753.15 229.55	30.2 30.3
30-27	Description same as in item 30-26 but 2" (50 mm) dia. G.I. pipe.	R.M. R.ft.	167.25 51.00	1,094.95 333.75	30.2 30.3
30-28	Description same as in item 30-26 but 4" (100 mm) dia. G.I. pipe.	R.M. R.ft.	211.25 64.40	2,362.70 720.15	30.2 30.3
30-29	Description same as in item 30-26 but 6" (150 mm) dia. G.I. pipe.	R.M. R.ft.	211.25 64.40	3,625.85 1,105.15	30.2 30.3
30-30	Description same as in item 30-26 but 3" (75 mm) dia. PVC pipe.	R.M. R.ft.	167.25 51.00	365.55 111.40	30.2 30.3
30-31	Description same as in item 30-26 but 4" (100 mm) dia. PVC pipe.	R.M. R.ft.	167.25 51.00	476.35 145.20	30.2 30.3
30-32	Supply and install 2.5 sq.mm PVC insulated single core 600/1000V.cable with copper conductor in already concealed PVC conduit.	R.M. R.ft.	8.80 2.70	73.75 22.50	30.2 30.3
30-33	Description same as in item 30- 32 but 4.0 sq.mm cable.	R.M. R.ft.	8.80 2.70	107.00 32.60	30.2 30.3
30-34	Description same as in item 30- 32 but 6 sq.mm cable.	R.M. R.ft.	8.80 2.70	144.50 44.05	30.2 30.3
30-35	Description same as in item 30- 32 but 10 sq.mm cable.	R.M. R.ft.	13.20 4.00	239.85 73.10	30.2 30.3



Sr. No.	Description	Unit	Rate (Rs.)		Ref. Tech. Specs.
			Labour	Composite	
30-36	Description same as in item 30- 32 but 16 sq.mm cable.	R.M.	13.20	372.70	30.2
		R.ft.	4.00	113.60	30.3
30-37	Description same as in item 30- 32 but 25 sq.mm cable.	R.M.	17.60	571.65	30.2
		R.ft.	5.35	174.25	30.3
30-38	Description same as in item 30- 32 but 35 sq.mm cable.	R.M.	17.60	794.05	30.2
		R.ft.	5.35	242.05	30.3
30-39	Description same as in item 30- 32 but 50 sq.mm cable.	R.M.	17.60	1,131.05	30.2
		R.ft.	5.35	344.75	30.3
30-40	Supply and install 25 sq.mm, 3.5 core, PVC insulated and sheathed multicore, 600/1000V cable with copper conductor directly clipped on surface of wall, column, beam, ceiling, etc. for power wiring.	R.M.	75.60	2,269.85	30.2
		R.ft.	23.05	691.85	30.3
30-41	Description same as in item 30- 40 but 35 sq.mm 3.5 core cable.	R.M.	75.60	2,901.70	30.2
		R.ft.	23.05	884.45	30.3
30-42	Description same as in item 30- 32 but 6 sq.mm cable.	R.M.	75.60	3,894.65	
		R.ft.	23.05	1,187.10	
30-43	Description same as in item 30- 40 but 70 sq.mm 3.5 core cable.	R.M.	113.40	5,529.55	
		R.ft.	34.55	1,685.45	
30-44	Description same as in item 30- 40 but 95 sq.mm 3.5 core cable.	R.M.	113.40	7,473.80	
		R.ft.	34.55	2,278.05	
30-45	Description same as in item 30- 40 but 120 sq.mm 3.5 core cable.	R.M.	151.20	7,511.60	
		R.ft.	46.10	2,289.55	
30-46	Supply and installation of 14 SWG (3.2 sq.mm) solid bare hard drawn electrolytic copper wire as earth continuity conductor in already installed/laid conduit or underground pipe.	R.M.	8.80	60.40	
		R.ft.	2.70	18.40	
30-47	Description same as in item 30- 46 but with 12 SWG (5.4 sq.mm)	R.M.	8.80	89.55	30.2
		R.ft.	2.70	27.30	30.3
30-48	Description same as in item 30- 46 but with 10 SWG (8.7 sq.mm)	R.M.	8.80	146.90	30.2
		R.ft.	2.70	44.80	30.3
30-49	Description same as in item 30- 46 but with 8 SWG (13 sq.mm) ECC.	R.M.	13.20	218.85	30.2
		R.ft.	4.00	66.70	30.3
30-50	Description same as in item 30- 46 but with 6 SWG (19 sq.mm) ECC.	R.M.	13.20	293.35	30.2
		R.ft.	4.00	89.40	30.3
30-51	Description same as in item 30- 46 but with 4 SWG (27 sq.mm) ECC.	R.M.	13.20	413.65	30.2
		R.ft.	4.00	126.10	30.3
30-52	Description same as in item 30- 46 but with 2 SWG (38.6 sq.mm)	R.M.	17.60	586.10	30.2
		R.ft.	5.35	178.65	30.3
30-53	Description same as in item 30- 46 but with 1/0 SWG (53 sq.mm)	R.M.	17.60	796.85	30.2
		R.ft.	5.35	242.90	30.3




Sr. No.	Description	Unit	Rate (Rs.)		Ref. Tech. Specs.
			Labour	Composite	
30-54	Description same as in item 30- 46 but with 2/0 SWG (61 sq.mm)	R.M.	17.60	916.50	30.2
		R.ft.	5.35	279.35	30.3
30-55	Description same as in item 30- 46 but with 3/0 SWG (70 sq.mm)	R.M.	17.60	1,044.85	30.2
		R.ft.	5.35	318.45	30.3
30-56	Supply and install 15 Amp, triple pole, 415 volts metal clad load breaker switch on surface of walls.	No.	220.00	1,877.05	30.2 30.3
30-57	Description same as in item 30- 56 but with 30 Amps. switch.	No.	220.00	2,871.25	30.2 30.3
30-58	Description same as in item 30- 56 but with 60 Amps. Switch.	No.	220.00	4,859.70	30.2 30.3
30-59	Supply and install surface mounted flourescent light fixture with a 40W. Lamp TMS-140 Philips type or approved equivalent complete with ballast, power factor improvement capacitor, starter etc. and including all installation materials.	No.	146.65	1,787.90	30.2 30.3 30.2 30.3 30.2 30.3
30-60	Description same as in item 30- 59 but with 2 Nos. 40W lamps, Philips TMS-240 or equivalent make	No.	146.65	2,356.05	30.2 30.3
30-61	Description same as in item 30- 59 but with industrial reflector and 1 No. 40W lamps, Philips GKD-140 or equivalent make	No.	146.65	4,565.40	30.2 30.3
30-62	Description same as in item 30- 59 but with industrial reflector and 2 Nos. 40W lamps, Philips GKD-240 or equivalent make	No.	146.65	6,206.65	30.2 30.3
30-63	Description same as in item 30- 59 but with acrylic plastic cover or louvers and one No. 40W. Lamps, Philips type GMS-176 or approved equivalent.	No.	146.65	5,827.90	30.2 30.3
30-64	Description same as in item 30- 59 but with acrylic plastic cover or louvers and two Nos. 40W. Lamps, Philips type GMS-276 or approved equivalent.	No.	146.65	7,090.40	30.2 30.3
30-65	Description same as in item 30- 59 but with acrylic plastic cover or louvers and four Nos. 20W. Lamps, Philips type TCS-420L or approved equivalent.	No.	146.65	5,827.90	30.2 30.3
30-66	Description same as in item 30- 59 but with acrylic plastic cover or louvers and six Nos. 20W. lamps, Philips type GMS-276 or approved equivalent.	No.	146.65	8,352.90	30.2 30.3
30-67	Description same as in item 30- 59 but with batten and one No. 40W. Lamps, Philips type P-140 or approved equivalent.	No.	146.65	1,787.90	30.2 30.3
30-68	Description same as in item 30- 59 but with batten and one No. 20W. Lamps, Philips type P-120 or approved equivalent.	No.	146.65	1,346.05	30.2 30.3
30-69	Supply and install recessed mounting flourescent light fixture with 2Nos. 40W lamps acrylic plastic cover or louvers, Philips type TBS 300E /240L or approved equivalent, complete with ballast, power factor improvement capacitor, starter etc. including all installation material.	No.	146.65	5,196.65	30.2 30.3 30.2 30.3
30-70	Description same as item 30- 69 but with metal louvers and four Nos. 20W lamps - Philips type TBS 300 / 240 MI or approved equivalent.	No.	183.35	6,243.35	30.2 30.3



Sr. No.	Description	Unit	Rate (Rs.)		Ref. Tech. Specs.
			Labour	Composite	
30-71	Description same as item 30- 69 but with four Nos. 40W lamps, Philips type TBS 300 / 240 MI or approved equivalent.	No.	183.35	5,233.35	30.2 30.3
30-72	Description same as item 30- 69 but six Nos. 20W lamps - Philips type TFC-620 or approved equivalent.	No.	183.35	7,505.85	30.2 - 30.3
30-73	Supply and install weather proof incandescent light fixture comprising die-cast aluminium body with front glass cover fixed to the body by means of stainless steel screws and neoprene gasket, G.I. wire guard, 1 No 100W lamp, including all installation material Philips type or approved equivalent.	No.	146.65	8,276.35	
30-74	Supply and install ceiling mounted incandescent light fixture with glass cover and 2 - 60W lamps, Philips type NCD-533 or approved equivalent.	No.	146.65	4,901.35	
30-75	Supply and install wall mounted incandescent light fixture with 60W lamp, Philips type NBR5-511 or approved equivalent.	No.	110.00	2,177.20	
30-76	Description same as in item 30- 75 but ceiling mounted, Philips type NBR-511 or approved equivalent.	No.	110.00	2,802.20	
30-77	Supply and install recessed mounted incandescent light fixture with 100W lamp including all installation materials, Philips type DDN-24 or approved equivalent.	No.	110.00	5,739.70	
30-78	Supply and install weather proof incandescent light fixture comprising die-cast aluminium body with front glass cover fixed to the body by means of stainless steel screws and neoprene gasket, G.I. wire guard, 1 No 100W lamp, including all installation material Philips type or approved equivalent.	No.	110.00	5,360.00	
30-79	Supply and install high bay mercury vapour light fixture with 400W. HPLN lamp ballast, with ballast housing, pipe fixing arrangement etc. Philips HDK-463 type or approved equivalent.	No.	330.00	19,705.00	
30-80	Supply and install mercury vapour light fixture Philips HRC-511 type with 250W. mercury vapour lamp, polyester filled ballast on already installed tubular pole.	No.	330.00	20,330.00	
30-81	Description same as item 30-80 but with 250W son & Ignitor Philips HRC-511 type or approved equivalent.	No.	330.00	22,830.00	
30-82	Supply and install mercury vapour light fixture with 125W PHL-N lamp, ballast starter, power factor improvement capacitor including suspension rod with fixing arrangement, accessories etc, Philips HRP 38 type or approved equivalent.	No.	330.00	18,080.00	
30-83	Description same as in item 30- 82 but with HPLN-80W lamp Philips HRC-510/80W type or approved equivalent.	No.	330.00	15,955.00	
30-84	Supply and install 100W wall mounted emergency lighting unit with 2 lamps, Ni-Cd battery, battery charger unit and wall mounting bracket, Presto-beam, Model st-v	No.	440.00	44,190.00	

Sr. No.	Description	Unit	Rate (Rs.)		Ref. Tech. Specs.
			Labour	Composite	
30-85	Supply and install wall mounted weather proof flood light fixture with 250W,HPL-N mercury vapour lamp, ballast starter, power factor improvement capacitor, including accessories, installation materials. Philips H/SVF-10 type or approved equivalent.	No.	330.00	21,580.00	30.2 30.3
30-86	Description same as in item 30- 85 but with 400W. HPL-N lamp Philips H/SVF-10 type or approved equivalent.	No.	330.00	12,205.00	
30-87	Supply and install 56" (1.42 m) sweep ceiling fan with fan hook and dimmer complete with all accessories.	No.	330.00	5,955.00	
30-88	Description same as item 30- 87 but with 48" sweep ceiling fan.	No.	330.00	4,080.00	
30-89	a) Rewinding of 56" and 48" sweep ceiling fan.	No.	750.00	750.00	
	b) Fixing of ceiling fan to ceiling	No.	330.00	330.00	
30-90	Supply and install earth connecting point of 10"x 2"x 1/4" (255mm x 50mm x 6mm) size of tinned copper bar, including brass/tinned copper bolts, nuts and washers.	No.	220.00	640.00	
30-91	Supply and install pair of earth electrode each comprising 24"x12" (600mmx 3mm) thick copper plate buried 13 ft. (4m) deep underground in upright position in a pit and surrounded by mixture of salt and charcoal (1:3), 12" (300mm) min dia around the plate. The job also includes providing and fixing all accessories such as nuts, bolts, washers, 2x3/0 SWG (2x70mm) copper conductor earthing lead.	Job	4,604.00	56,413.15	
30-92	Supply and install pair of earth electrode comprising 13 ft (4m) long 2" (50mm) dia G.I. pipe having 3/8" (10mm) dia holes at 20" (500mm) c/c all along the length of pipe burie 15ft (4.5m) underground in upright position including all accessories for complete installation such as nuts bolts, washers 2x3/0 SWG copper conductor earthing lead complete in all respect.	Job	2,520.00	18,053.25	
30-93	Supply and install 12" x 1/8" (25mm x 3mm) copper strip for lighting protection including all installation accessories such as copper clamps nuts, bolts, washers, testing terminal etc. on surface of roof, wall etc.	R.M. R.ft.	26.40 8.05	581.80 177.35	
30-94	Description same as in item 30- 93 but underground at a depth of 24" (600mm) from ground level.	R.M. R.ft.	27.70 8.45	610.90 186.20	
30-95	Supply and install 8 ft (2.5 m) long 5/8" (16mm) dia hard-drawn copper rod earth electrode underground for lighting protection including all accessories such as nuts, bolts, fixing clamps etc. The earth electrode shall be installed such that its top is 14" (350mm) below finished ground level.	Job	880.00	5,186.50	
30-96	Supply and install 6.5 ft (2 m) long 3/8" (10mm) dia vertical air termination hard-drawn copper rod vertically on building top, including all fixing accessories such as copper flanges, mild steel anchor bolts, copper clamps etc.	Job	880.00	4,112.70	
30-97	Construction of 20" x 20" (500mm x 500 mm) square inspection chamber for earth electrodes including medium duty C.I. cover and all associated civil works.	Job	3,456.80	8,476.65	





Sr. No.	Description	Unit	Rate (Rs.)		Ref. Tech. Specs.
			Labour	Composite	
30-98	Supply and install wall mounted 4 ways, 5 Amp, flush mounting type telephone rosette including plastic box and face plate.	No.	36.65	250.40	
30-99	Supply and install recessed type telephone distribution box suitable for 20 pair cable including appropriate size 16 SWG sheet steel box with hinged, latched and lockable cover.	No.	1,760.00	3,977.30	30.4
30-100	Description same as in item 30- 99 but with 30 pair telephone distribution box.	No.	1,760.00	7,594.95	30.4
30-101	Description same as in item 30- 99 but with 40 pair telephone distribution box.	No.	1,760.00	8,441.00	30.4
30-102	Description same as in item 30- 99 but with 60 pair telephone distribution box.	No.	1,760.00	9,928.95	30.4
30-103	Description same as in item 30- 99 but with 100 pair telephone distribution box.	No.	1,760.00	11,971.15	30.4
30-104	Provide, install, connect, test and commission 3 phase 500V, 800 Amps, L.T.. Bus-tie duct for connection between transformer L.T and L.T. switch board. Bus-duct shall comprise rectangular copper conductor insulated and enclosed in corrosion resistant sheet steel enclosure complete with all installation, supporting materials and accessories.	R.M. R.ft.	988.00 301.15	29,038.00 8,850.90	30.4
30-105	Description same as in item 30- 104 but with 1200A bus tie duct.	R.M. R.ft.	988.00 301.15	43,063.00 13,125.75	
30-106	Description same as in item 30- 104 but with 1600A bus tie duct.	R.M. R.ft.	988.00 301.15	43,063.00 13,125.75	
30-107	Supply, install, connect, test and commission 3 phase indoor, oil immersed 500 KVA, 11/0.42 KV power transformer complete with off-load manual tap-changer, double float buchholz relay, bi-directional rollers, oil conservator tank, breather, thermometers, lifting lugs, inspection chamber, suitable termination arrangement for HT cable and LT bus-tie duct termination arrangement earthing terminals etc. complete in all respect.	Job	8,510.00	1,676,747.50	30.2 30.3
30-108	Description same as in item 30- 107 but with 750 KV power transformer	Job	8,510.00	2,186,747.50	30.2 30.3
30-109	Description same as in item 30- 107 but with 1000 KV power transformer	Job	8,510.00	2,728,622.50	30.2 30.3
30-110	Supply, install, connect, test and commission 3 core 95 Sq.mm 11 KV, cross link polythene insulated shielded, armoured and PVC jacketed cable for connecting transformers to HT panel complete in all respect.	R.M. R.ft.	252.00 76.80	9,355.50 2,851.60	
30-111	Wiring of bell point length upto 50 ft (15m) including supply of bell and bell push, 3x1.5 Sq.mm PVC insulated single core copper conductor cable in concealed PVC 3/4" (20mm) dia. conduit and wiring accessories such as elbows, bends, junction boxes, etc	Each	440.00	2,734.60	30.2 30.3
30-112	Supply and install single arm fancy wall bracket comprising brass bracket, apple white cylindrical glass shade, lamp holder with 100W lamp.	Each	146.65	2,077.90	30.2 30.3



Sr. No.	Description	Unit	Rate (Rs.)		Ref. Tech. Specs.
			Labour	Composite	
30-113	Supply and install 10" (250 mm) sweep exhaust fan including plastic louvers.	Each	330.00	2,830.00	30.2 30.3
30-114	Supply and install 20" (500 mm) sweep revolving bracket fan with guard.	Each	330.00	3,162.50	30.2 30.3
30-115	Supply and install distribution board, 18 SWG steel sheet 18"x24" enclosure, suitable for recess mounting, comprising one incoming MCCB-TP/100A, Outgoing 9 single phase MCB of various capacity with internal wiring earthing, neutral link etc. alongwith three Amp. meters with lights.	Job	1,760.00	26,172.50	30.2 30.3
30-116	Provide, install, test and commission recessed wall mounting type distribution board fabricated from 16 SWG steel sheet, powder coated with approved color back box comprising one incoming MCCB-TP/60A and outgoing 9 single phase MCB of various capacity having overload & short circuit protection and of 6 KA braking capacity complete with internal wiring earthing, neutral link, termination blocks, phase indicating lights alongwith 500V voltmeter.	Job	1,760.00	29,020.65	30.2 30.3
30-117	Supply and install electric bulbs				
	a) 25W to 100W bulb	Each	15.85	72.10	
	b) 200 Watt bulb	Each	15.85	172.10	
	c) 25W Philips energy saver	Each	15.85	328.35	
30-118	Supply and install Electric motors with pump including all accessories.				
	a) 1 HP electric motor with pump	Each	747.50	15,747.50	
	b) 1/2 HP electric motor with pump	Each	747.50	11,610.00	
	c) Rewinding of electric motor 1 HP	Each	1,380.00	2,550.00	
	d) Rewinding of electric motor 1/2 HP	Each	1,035.00	1,929.00	
30-119	Supply and install 30 Amp. electric cutout (set of three) including all accessories.	Each set	250.00	1,281.25	
30-120	Supply and install 40W electric tube light rod including patty, starter and choke.	Each	220.00	2,255.00	
30-121	Supply and replace				
	a) Tube patty	Each	110.00	1,356.90	
	b) Tube rod	Each	22.00	247.00	
	c) Tube choke (EECO or equivalent)	Each	62.50	443.15	
	d) Tube starter	Each	22.00	97.00	



Sr. No.	Description	Unit	Rate (Rs.)		Ref. Tech. Specs.
			Labour	Composite	
30-122	Supply and install				
a)	Brass holder	Each	22.00	118.25	
b)	Plastic holder	Each	22.00	77.00	
30-123	Supply and install				
a)	35 gallons electric geyser	Each	330.00	20,017.50	
b)	55 gallons electric geyser	Each	330.00	21,986.25	
30-124	Add extra for respective payable item of ground floor				
a)	For first floor	% Increase		0.10	
b)	For every additional floor above first floor	% Increase		0.08	























